

TECHNICAL SPECIFICATION



Powercap® Infinity® Airflow Indicator Test Unit

Default / CEU140-001-100



DESCRIPTION

Use the airflow indicator unit to check the airflow level before operating the unit. When the unit is switched on the ball will float into the green zone indicating a sufficient flow.

OPTIONS

Default (CEU140-001-100)



JSP Limited, Worsham Mill, Minster Lovell, Oxford OX29 0TA, England.

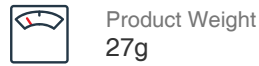

Tel: +44 (0)1993 826050 / Fax: +44 (0)1993 824411 / Email: sales@jspsafety.com / Web: www.jspsafety.com

Do Not Publish without written permission from JSP Limited. Contact copyright@jspsafety.com. Information correct in the United Kingdom at date of issue and may be subject to change. Any third-party machine and automated translations processed by users may have inaccuracies and should not be relied upon.

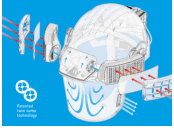
Page 1 of 3 / Issued 7 Apr 2026 / Copyright 2018 - 2026. JSP Limited. All Rights Reserved.



SPECIFICATIONS



FEATURES



Powerful Twin Turbo Performance

The patented Twin Turbo Technology controls the airflow through the headtop to maximise user comfort and optimise energy efficiency. Real time diagnostics ensure that the twin impeller motor unit delivers the optimum level of airflow depending on the wearer's demands and regulates the intake and internal pressure delivering a minimum of 160 litres a minute of filtered clean air.



Smart PPE

Real time diagnostics monitor the system and the wearer twice per second, giving the user accurate, dynamic feedback. Periods of high respiratory demand are monitored and catered for by constantly maintaining a positive pressure inside the respirator. Feedback is given on battery and filter condition via the heads up display and audible notifications.



No need to FACE FIT test

PowerCap® Infinity® removes the need for fit testing, ensuring that a high volume of clean air is delivered to the breathing zone giving a high level of protection.



Head Protection

PowerCap® Infinity® is built around the super strong ABS shell of the EVO®5 Olympus® industrial safety helmet. Fitted with the Revolution® Flex wheel ratchet harness, the helmet is designed to reduce pressure for the perfect fit and all-day comfort.



High Efficiency Filters

The high capacity HEPA filters coupled with the aerodynamically optimised pre-filter covers ensure that PowerCap® Infinity® delivers 160 litres per minute of clean air to the user with maximum battery efficiency. Filters can be effortlessly replaced using an intuitive quick-change bayonet system.



Panaromic Impact Visor

The optical class 1 visor conforms to EN166.B offering impact protection at speeds of up to 270 mph (tested using a 6mm steel ball bearing). The visor has a replaceable peel-off visor protector to prolong its life.



Ear Defenders

The PowerCap® Infinity® has been developed to seamlessly integrate with the optional Sonis® helmet mounted ear defenders. Designed by the JSP R&D team and working with a leading UK acoustic engineering research facility, the Sonis® helmet mounted range includes an SNR 26, while the Sonis Compact has an SNR of 31 and then peaks at an unbeaten SNR 36dB. The helmet adaptor and the cushion surface area work together to provide optimum cushion pressure and comfort.



Tested to the MAX

Hundreds of hours of human treadmill tests were conducted in a purpose built salt dust challenge chamber to optimise mass, balance and sealing elements. Extensive user trials were conducted, putting the PowerCap® Infinity® to the test in a variety of harsh conditions.



Perfect Fit to Combat Dust

Dust in the workplace is a significant issue. The latest HSE figures (2017) show that 18,000 new cases of work-related respiratory disease were diagnosed. A significant proportion of these were the result of exposure to silica. While the problem is widely acknowledged and use of respiratory equipment is high, it is often not suitable for the person or the environment it is being used in.



Minimal Maintenance

PowerCap® Infinity® has been developed as a modular system, making it easy to disassemble and reassemble for ease of cleaning and maintenance. To ensure the optimal performance of PowerCap® Infinity® it is important that maintenance is carried out on a regular basis. No specialist tools required.



JSP Limited, Worsham Mill, Minster Lovell, Oxford OX29 0TA, England.

Tel: +44 (0)1993 826050 / Fax: +44 (0)1993 824411 / Email: sales@jpsafety.com / Web: www.jpsafety.com

Do Not Publish without written permission from JSP Limited. Contact copyright@jpsafety.com. Information correct in the United Kingdom at date of issue and may be subject to change. Any third-party machine and automated translations processed by users may have inaccuracies and should not be relied upon.

Page 2 of 3 / Issued 7 Apr 2026 / Copyright 2018 - 2026. JSP Limited. All Rights Reserved.



RANGE

VIDEOS



- [▶ youtu.be/jS1Fr-xVS1I](https://youtu.be/jS1Fr-xVS1I)
- [▶ youtu.be/IMJIVCKiTdo](https://youtu.be/IMJIVCKiTdo)
- [▶ youtu.be/u7dUKX-_vAc](https://youtu.be/u7dUKX-_vAc)

DOWNLOADS

- [📁 Image Pack \(ZIP\)](#)
- [📄 doc-powercap_infinity.pdf \(PDF\)](#)



JSP Limited, Worsham Mill, Minster Lovell, Oxford OX29 0TA, England.

Tel: +44 (0)1993 826050 / Fax: +44 (0)1993 824411 / Email: sales@jspsafety.com / Web: www.jspsafety.com

Do Not Publish without written permission from JSP Limited. Contact copyright@jspsafety.com. Information correct in the United Kingdom at date of issue and may be subject to change. Any third-party machine and automated translations processed by users may have inaccuracies and should not be relied upon.

Page 3 of 3 / Issued 7 Apr 2026 / Copyright 2018 - 2026. JSP Limited. All Rights Reserved.

